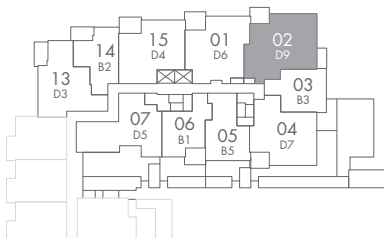


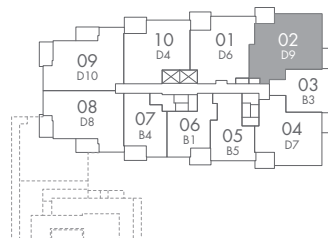
PLAN D9

WEST TOWER
2 BED

LIVING	1087 SF
BALCONY	140 SF
TOTAL	1227 SF



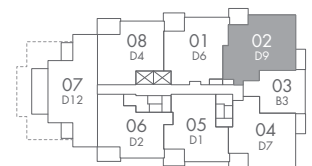
LEVEL 3
LARGER PATIO ON LEVEL 3



LEVELS 4-5



LEVELS 6-10



LEVELS 11-13



Dimensions, sizes, specifications, layouts, and materials are approximate only and subject to change without notice. Window sizes, ceiling heights, layouts, configurations, spandrel panels may vary from home to home. For further clarity, please consult a sales person. Developed by Bosa Properties (White Rock) Inc. E&OE.