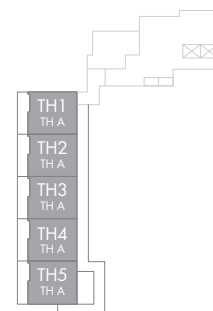
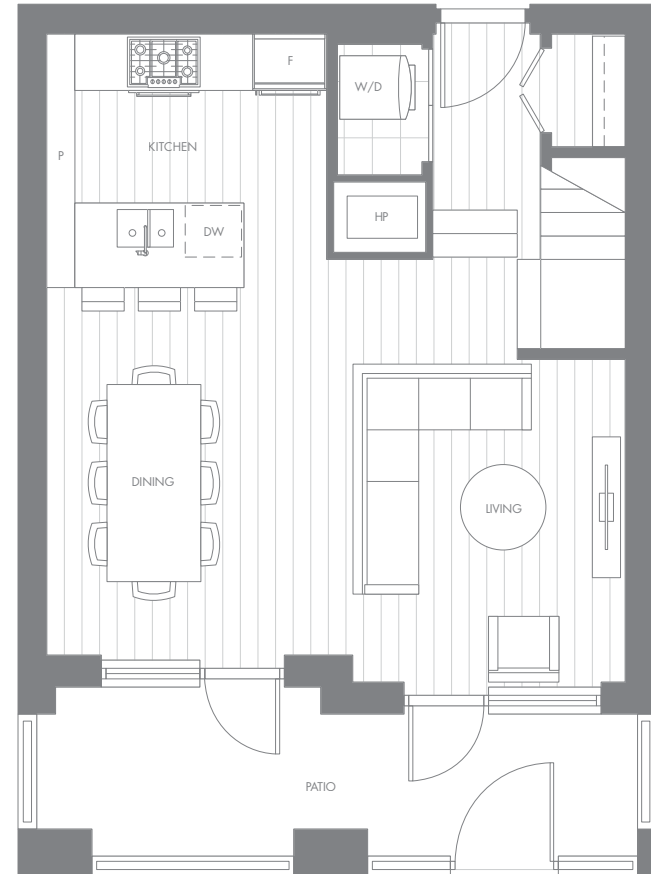


TOWNHOUSE A

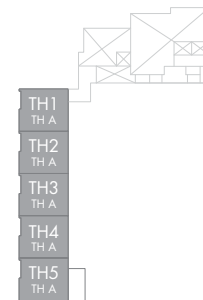
WEST TOWER
2 BED


ESTATE COLLECTION

LIVING	1075-1124 SF
BALCONY	200 SF
TOTAL	1275-1324 SF



LEVEL P1
ACCESS TO THIEF AVE



LEVEL 1



Dimensions, sizes, specifications, layouts, and materials are approximate only and subject to change without notice. Window sizes, ceiling heights, layouts, configurations, spandrel panels may vary from home to home. For further clarity, please consult a sales person. Developed by Bosa Properties (White Rock) Inc. E&OE.